

Kayne Anderson

Fund Advisors

Overview

as of 9/30/17

Symbol	KYN
Exchange	NYSE
CUSIP	486606106
Inception Date	9/28/2004
Total Assets	\$3,615 million
Leverage	\$1,039 million
Quarterly Distribution ¹ (\$/share)	\$0.45
% of Portfolio Assets with Call Options	None

Objective

KYN is a closed-end fund that invests principally in equity securities of energy-related master limited partnerships (MLPs). KYN's objective is to obtain high after tax total returns for its shareholders. MLPs are publicly traded limited partnerships. Energy-related MLPs own domestic infrastructure assets that are used in the gathering, processing, transportation, storage, refining and distribution of energy-related commodities.

Investment Merits

- **MLP Sector Opportunity.** MLPs provide steady distributions with attractive growth profiles. MLPs are expanding their asset bases to meet growing needs for energy infrastructure in the U.S.
- **Attractive Fund Structure**
 - KYN issues a Form 1099 (as opposed to K-1s issued by MLPs).
 - Suitable for IRAs, foundations and tax-exempt accounts, because unlike direct holdings in MLPs, KYN does not generate unrelated business taxable income (UBTI).
- **Access to Private Investments.** KYN provides access to private investment opportunities not available to retail investors.

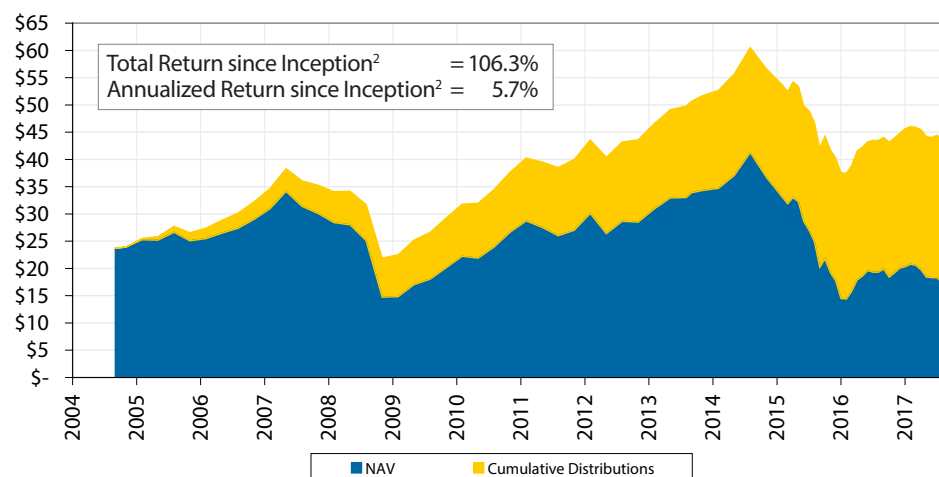
¹ Payable on 10/13/17 (ex-date 10/5/17) for the quarter ended 8/31/17. (See "Information on Tax Character of Distributions" on page 2.)

² Assumes that distributions have been reinvested through the Dividend Reinvestment Program (DRIP).

MLP Investment Company (KYN)

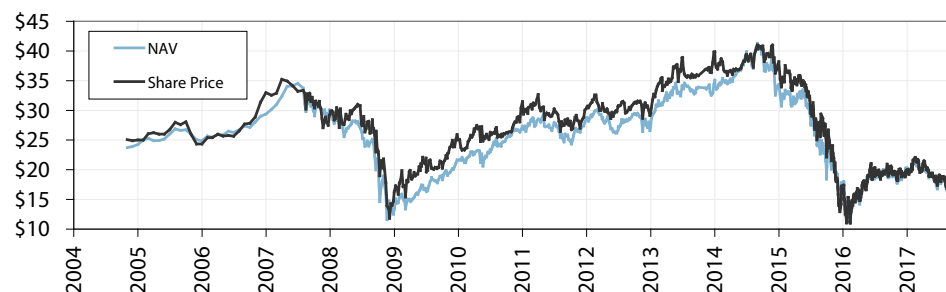
Total Return (NAV plus distributions)

9/28/04 to 9/30/17



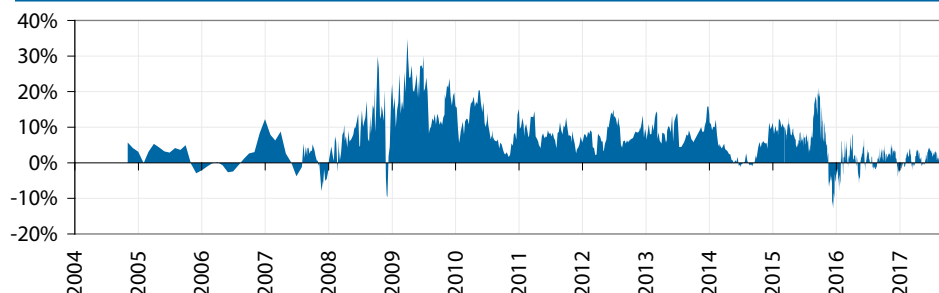
Share Price and NAV History

9/28/04 to 9/30/17



Premium/Discount to NAV

9/28/04 to 9/30/17



Calendar Year Returns

as of 9/30/17

	2007	2008	2009	2010	2011	2012	2013	2014	2015	2016	2017
NAV and distrib ²	8.2%	-51.7%	79.8%	36.7%	12.8%	3.6%	35.7%	4.9%	-43.5%	29.9%	-6.5%
NAV only	1.9%	-55.4%	61.9%	26.5%	5.1%	-5.3%	28.9%	-2.2%	-48.4%	13.3%	-13.5%
Share price and distrib ²	-5.5%	-39.8%	70.6%	35.8%	3.6%	6.1%	42.4%	2.8%	-50.5%	29.9%	0.3%
Share price only	-11.0%	-44.4%	53.6%	25.7%	-3.5%	-3.0%	35.2%	-4.2%	-54.7%	13.2%	-7.2%

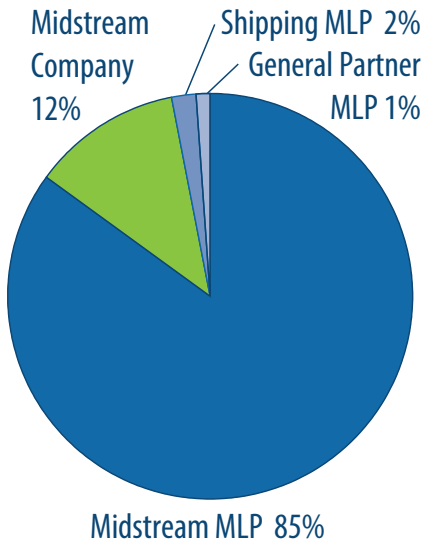
Period Returns (Not annualized)

as of 9/30/17

	3 Mo.	6 Mo.	1-Yr	2-Yr	3-Yr	5-Yr	10-Yr	Since Inception
NAV and distrib ²	-2.8%	-11.5%	-2.7%	9.3%	-40.7%	-6.4%	37.7%	106.3%
NAV only	-5.2%	-15.7%	-12.6%	-14.1%	-57.0%	-41.1%	-42.0%	-26.7%
Share price and distrib ²	-1.1%	-9.2%	-1.9%	-0.2%	-38.6%	-7.6%	37.1%	104.7%
Share price only	-3.6%	-13.5%	-11.9%	-21.6%	-55.5%	-41.8%	-42.3%	-27.3%

MLP Investment Company (KYN)

Portfolio as of 9/30/17



Top 10 Holdings as of 9/30/17

Enterprise Products Partners L.P.	14.4%
Energy Transfer Partners, L.P.	9.8%
Williams Partners L.P.	9.2%
MPLX LP *	7.1%
ONEOK, Inc.	6.9%
Western Gas Partners, LP	5.5%
Plains All American Pipeline, L.P.	5.3%
DCP Midstream, LP	4.8%
Buckeye Partners, L.P.	4.6%
Targa Resources Corp.	4.2%
	71.8%

* Includes 4,753 common units (\$166.4 million) and 2,256 preferred units (\$87.7 million).

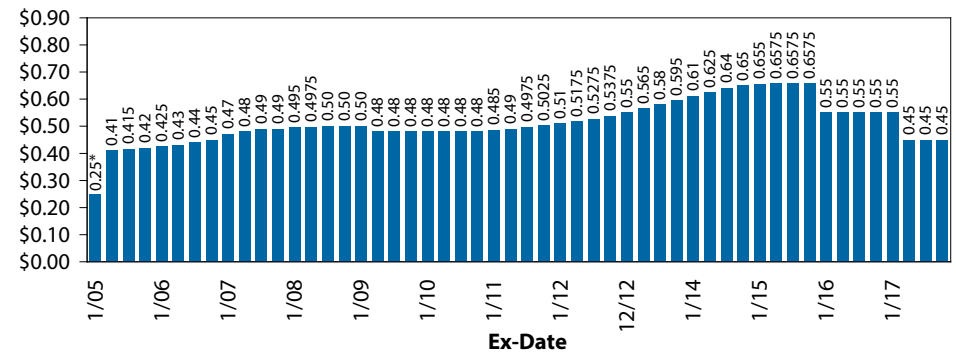
Growth of Hypothetical \$10,000 Investment³

Date	NAV and Distrib	Share Price and Distrib
Inception (9/28/04)	\$10,000	\$10,000
12/31/04	10,233	10,000
12/31/05	11,134	10,329
12/31/06	14,062	14,963
12/31/07	15,213	14,136
12/31/08	7,346	8,508
12/31/09	13,211	14,517
12/31/10	18,064	19,717
12/31/11	20,384	20,425
12/31/12	21,112	21,674
12/31/13	28,655	30,855
12/31/14	30,068	31,716
12/31/15	16,989	15,713
12/31/16	22,068	20,407
9/30/17	20,634	20,472

Tax Character of Distributions

Calendar Year	Nondividend distrib. (Return of Capital)	Qualified dividends	Total
2007	95%	5%	100%
2008	100%	-	100%
2009	100%	-	100%
2010	56%	44%	100%
2011	36%	64%	100%
2012	26%	74%	100%
2013	33%	67%	100%
2014	10%	90%	100%
2015	18%	82%	100%
2016	100%	-	100%
2017E ⁴	55%	45%	100%

Quarterly Distributions per Share



* Represents a partial payment of approximately 2 months

Information on Tax Character of Distributions

Our distributions are treated as a taxable dividend (qualified dividends) to our common stockholders to the extent of our current and accumulated earnings and profits. If the distribution exceeds our current or accumulated earnings and profits, the distribution will be treated as a return of capital to our common stockholders to the extent of each stockholder's basis in our common stock, and then the amount of a distribution in excess of such stockholder's basis would be taxed as capital gain. Common stockholders will receive a Form 1099 from us and will recognize dividend income only to the extent of our current and accumulated earnings and profits. Because the cash distributions received from the MLPs in our portfolio are expected to exceed the earnings and profits associated with owning such MLPs, a portion of our distributions may be paid from sources other than our current and accumulated earnings and profits. The table above left summarizes the tax character of our distributions since inception. Sample Form 1099-DIV for each year can be found at www.kaynefunds.com/kyn/tax-information.

³ This table illustrates the growth of a hypothetical \$10,000 investment in the fund's common shares beginning on the inception date with all distributions reinvested through the Dividend Reinvestment Program (DRIP). Ending values as of the dates shown in the table. Performance does not reflect transaction fees or broker commissions. Past performance is no guarantee of future results.

⁴ As of August 31, 2017, this estimate is based on our estimated earnings and profits for fiscal 2017, which does not include a projection for any gains or losses on the sale of securities during the remainder of fiscal 2017. The final determination of the tax character of our distributions will be made after our fiscal year-end when we can determine our actual earnings and profits for the full year. The final tax status of our distributions is dependent on our earnings and profits (including gains and losses on the sale of securities) for the remainder of our fiscal year and may differ substantially from this preliminary information.

This material shall not constitute an offer to sell or a solicitation to buy, nor shall there be any sale of the securities in any jurisdiction in which such offer or sale is not permitted. Past performance is not a guarantee of future results. An investment in the fund could suffer loss. Current performance may be lower or higher than that shown based on market fluctuations from the end of the reported period. Before making an investment in the fund, you should consider the investment objective, risks, charges and expenses of the fund, which, together with and other important information are included in the fund's most recent prospectus and other filings with the SEC. There can be no assurance that the fund's investment objectives will be attained. Shares of closed-end funds frequently trade at a market price that is below their net asset value. Leverage creates risks which may adversely affect return, including the likelihood of greater volatility of net asset value and market price of common shares, and fluctuations in dividend rates on any preferred shares.

NOT FDIC INSURED

NOT BANK GUARANTEED

MAY LOSE VALUE

FOR MORE INFORMATION: www.kaynefunds.com or call 1-877-657-3863

Kayne Anderson

Fund Advisors